




MUNKEBO


*Modular
room design
for indoor
installation*



CLEMCO

**Blast- and
Paint Rooms**

Blast Room Design



Blast Room Design

Horizontal air flow with Munkebo dust collector systems.

The room can be combined with all Munkebo recovery systems, mechanical or vacuum, abrasive cleaning systems and dehumidifiers.

Munkebo Modular Room Design

To further improve our ability to deliver turn-key solutions, we have created a new modular build room design for our blast- and paint rooms.

The room structure consists of strong and non-combustible


panels, supported by a steel profile frame. The panels are manufactured as a sandwich structure with a galvanized metal sheet surface and a core material of stone wool.



Paint Room Design I



Paint stop filter



Lighting




Horizontal air flow



Access door



Non-combustible panels



Emergency exit

Design for Blast- and Paint Rooms

The main advantages of using sandwich panels are a reduced noise level from the blasting/painting operation and a high degree of heat insulation.

The access door and emergency door are fully galvanized

and insulated. The size of the access door will, limited by the room size only, be fitted to suit customer needs.

Lighting will be positioned in a 45 degree angle for optimum illumination.

Paint Room Design I

Horizontal air flow with Munkebo paint stop filter systems.

See also Paint Room Design II on the back page.



Paint Room Design II



Paint stop filter



Vertical air flow



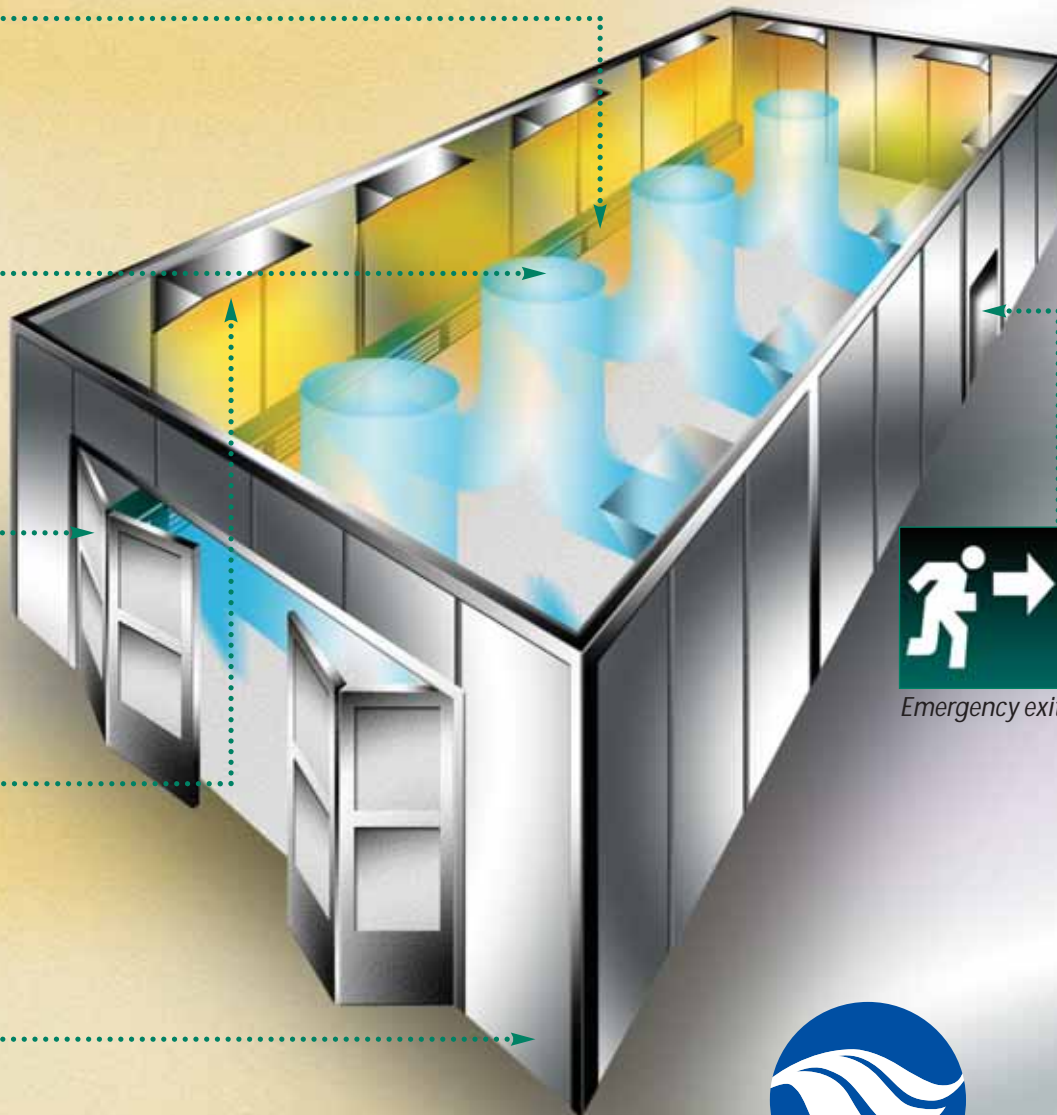
Access door



Lighting



Non-combustible panels



Emergency exit



MUNKEBO

CLEMCO

Paint Room Design II

Vertical air flow with Munkebo paint stop filter systems.

Munkebo Clemco A/S

Smedeloekken 5-7
DK 5330 Munkebo

Tel. +45 65 97 43 80
Fax +45 65 97 47 45

www.munkebo.com
info@munkebo.com